

Building Services Statistics



Financial Year for YTD Figures: 2024

Date Range Stats Between 1-Aug-2023 and 31-Aug-2023

CCCs Issued	
CCCs Issued for Date Range	62
CCCs Issued for YTD	185
% of CCCs Issued within 20 Working Days (for date range)	98.4 %

Building Consents Issued	
Fast Track BCs Issued for Date Range	30
Number of Fast Track BCs Issued After 10 Days	0
Total BCs Issued for Date Range	53
Total Number of BCs Issued After 20 days	3
Fast Track BCs Issued for YTD	66
Non Fast Track BCs Issued for YTD	66
Total BCs Issued for YTD (Fast Track + Standard)	132

Building Consents Suspended	
By Referral to Owner	35

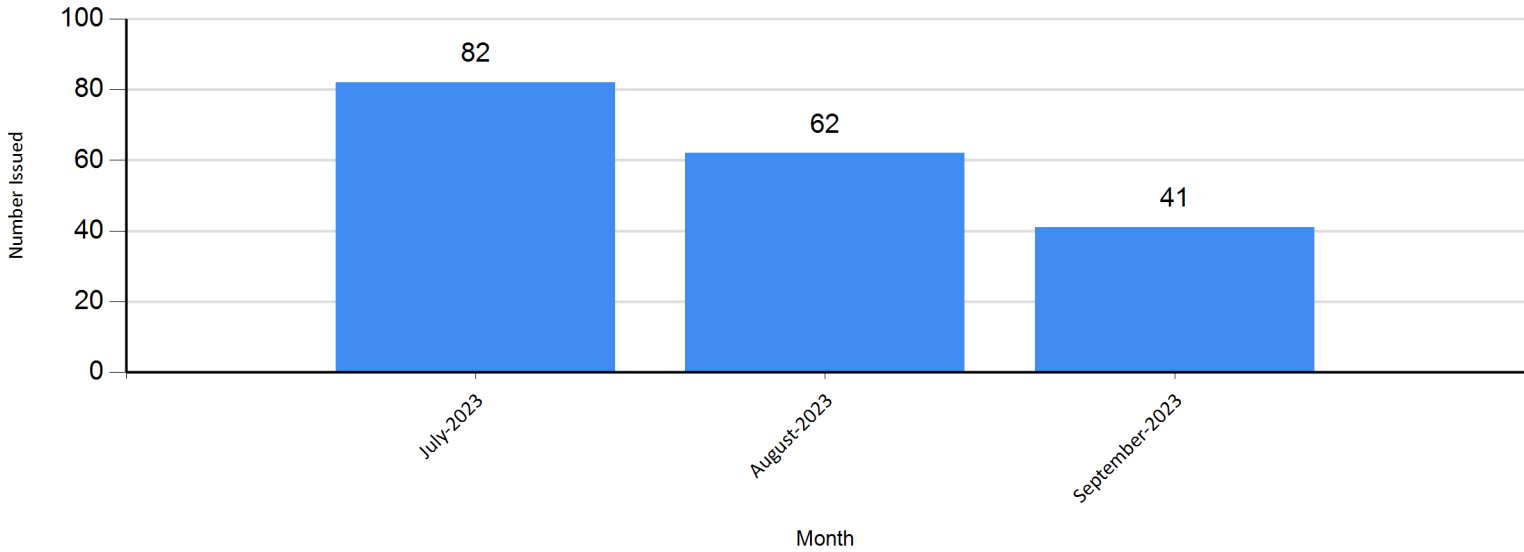
Building Consents Processing	
Target Not Met YTD %	7.77%
Target Met YTD %	92.23%

Building Consents Letters Sent	
CCC to be issued within 24 months 1st Letter	6
CCC Refused Letter	0
Consent Due to Lapse 1st Letter	3
Consent Due to Lapse 2nd Letter	1

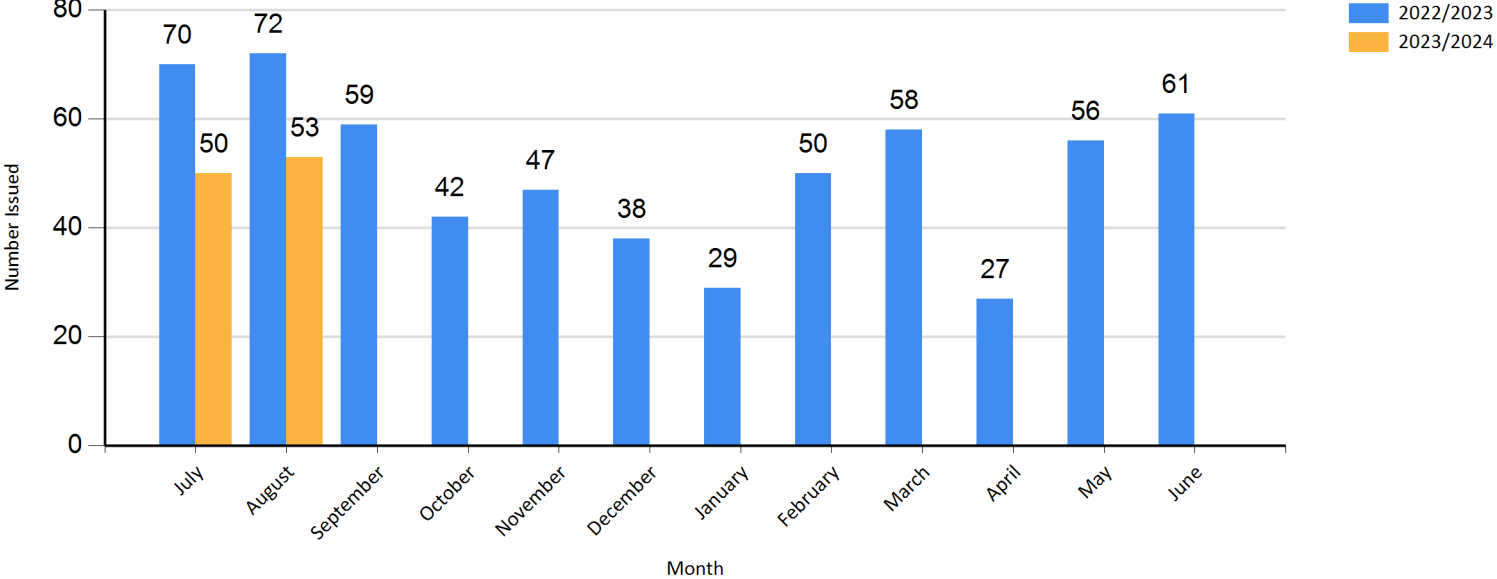
Value of Building Consents Issued	
Value of Building Consents for Date Range	\$ 13,860,034.00
Value of Building Consents for YTD	\$ 24,340,387.00

Consent Processing Days	
Average Days to Process Non Fast Track Consents	10.43
Average Days to Process Fast Track Consents	2.90
Consent Processing Percentages	
Percentage of Fast Track Consents Issued Within 10 Working Days	100.0 %
Percentage of Total Consents Issued Within 20 Working Days	98.1 %
CCCs Refused for Consents Approved 1-Jan-2007 - 10-Mar-2012	
Refused in Date Range Count	0

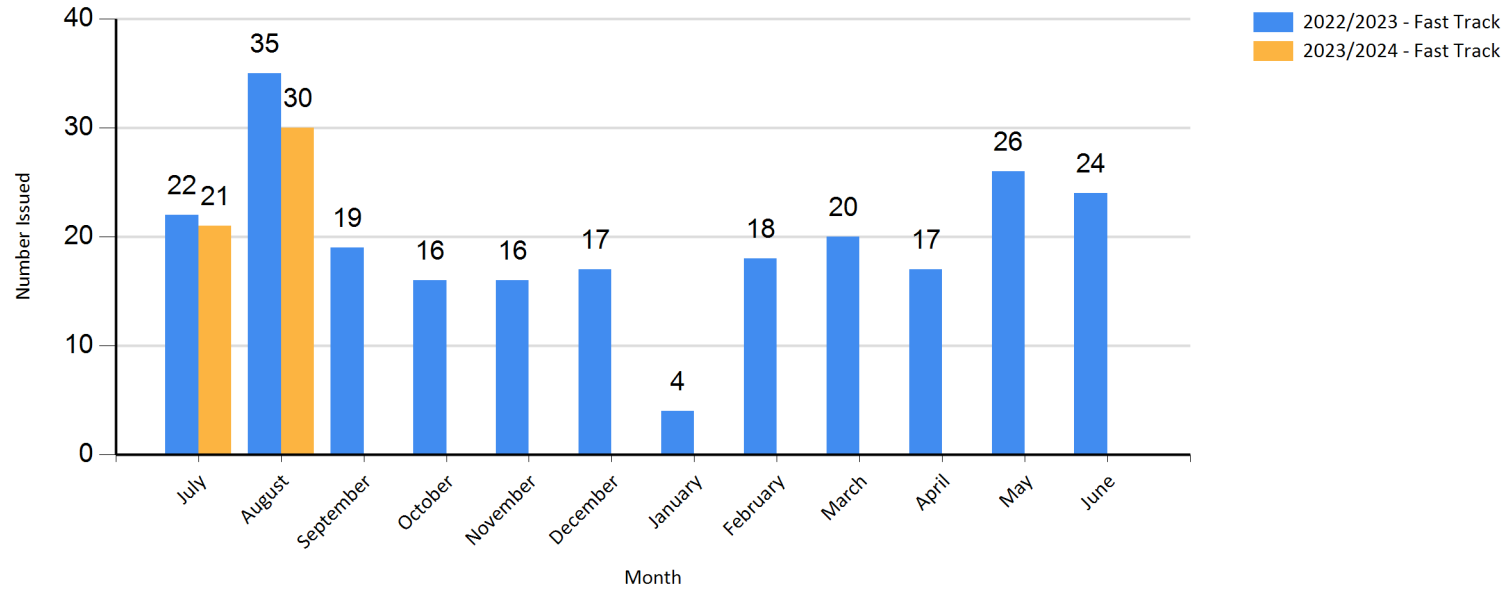
CCCs Issued



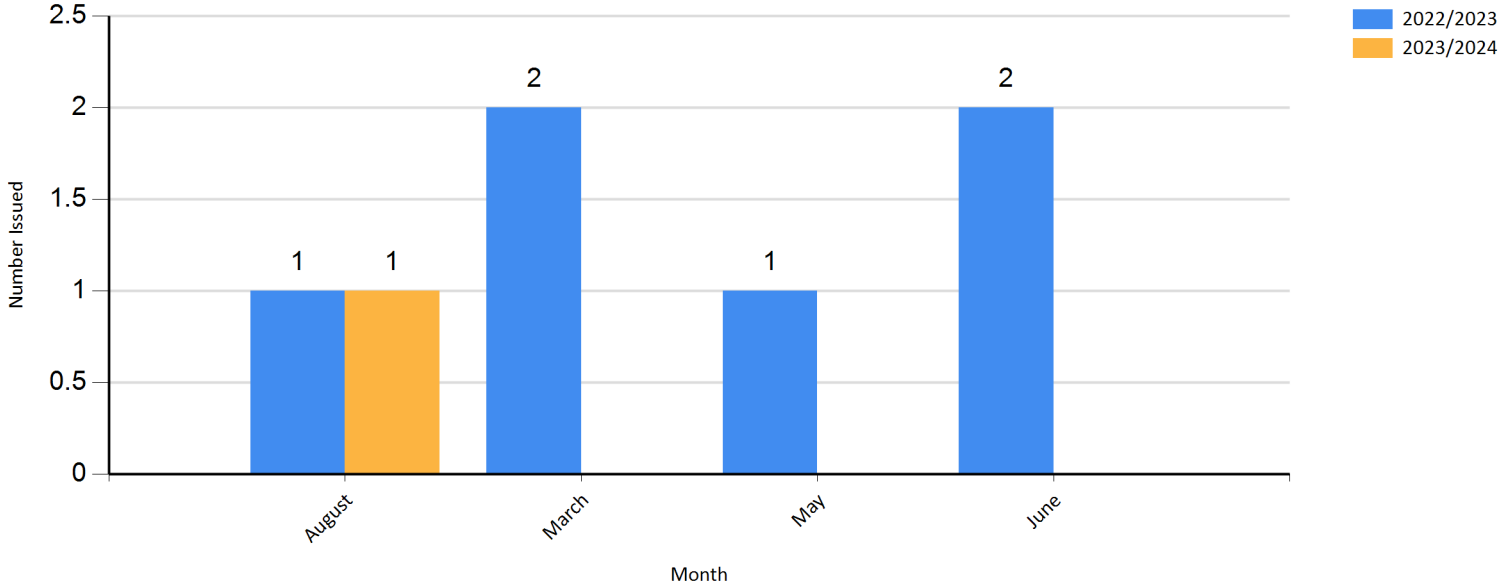
Total Building Consents Issued



Fast Track Building Consents Issued



PIMs Issued



COAs Issued

No Data Available

